

Imatis

Emergency and Triage module
Application and Integrations for
effective Patient flow



Morten Andresen
Founder

Imatis Emergency and Triage module – The Goal

- The most critical patients will be treated first
- The resources in the Emergency Department are used as effective as possible
- Reduce the patient stay in the Emergency Department
- To optimize the patient flow (into the Hospital and internal in the Hospital)
- Give the Nurses and Doctors real time information of the resources in the Department
- Patient information at any device, at any location just a few touch away

Strategic goal for the solution

- Increase the Patient Safety and Satisfaction
- Increase the patient flow (reduce the number of incidences)
- Control the bottlenecks



Tactical goal for the solution

- Real time overview of the situation in the Ambulance, Helicopter and other patients on the way to the Hospital
- Real time overview of the situation in the Emergency Department, the Patients and the Triage situation
- Ambulance Health Record (patient overview, ECG and other monitoring systems)
- Better working environment, less stress for the Nurses and Doctors, reduce the noise and increased control of the situation
- Education and knowledge transfer between the employee
- Overview of available beds in the hospital for fast transfer from the Emergency Department – patient flow

Operational goal for the solution

The information Technology should be:

- Intuitive for the users
- High uptime, fast responses when user activate functionality
- Filter out data som it wil lbe easy to focus on the important elements, easy notification when new data are aviable (lab result etc)
- Flexible so the user can costumize the solutions to cover local needs
- A back up system so the system can be used in failure situations
- Support touch for easy access on move (ambulance)

The Ambulance and Emergency Department

- References Køge Hospital, Close to Copenhagen in Denmark

Region Zealand I Denmark operates 4 Hospital with Emergency Departments, all are using the software solution from Imatis



Unified Solutions for Healthcare

Connecting patients, staff, systems, med-tech and building automation into coherent work processes to achieve smooth patient flow.



Connectivity, Messaging and Storage Services

Electronic Emergency Whiteboard



- Touch – Screens, easy to use, easy to clean.
- Overview of the resources in the ED
- All patient that are in the Ambulance is showed
- All patient that are in the Emergency Departments (ED) are shown with Triage status (ADAPT)
- When PACS, lab answer etc is available notifications shows up in the whiteboard

Electronic Emergency Whiteboard



Just drag and drop resources with your finger in the touch and web based electronic Whiteboard



Electronic Emergency Whiteboard

When ECG, X-Ray, lab sample are ready the user got an eminent notification in the Electronic Whiteboard

LIEGE	PLAN	VITALE TE NOTAT
• Niels	[Grid of icons]	
• Maria	[Grid of icons]	(2/2)




Emergency Department (ED)



Overview of all Patient on the way to ED

- All patients in Ambulance
Helicopters
- All patients in Ambulances
- All patients that has registered
in the self check in queue
- All patients registered at the
front desk
- Forward the patient flow to
home or other Departments in
the Hospital
- Dispatching the queue – IMATIS
Q-Management Solution



Self Check in terminal for Emergency Dep.



At any location - in real time - at any device - and touch-based



Triage status



Lab, x-ray, etc...



IMATIS Activity Monitoring

- Measure the resource situation in real time
- Measure the patient queue, waiting time etc
- Take decision based on fact in real time
- Balanced Scorecard, and Key Performance Indicators
- Use of statistical Process Control, trending tool and possibility to export data to Excel for further reporting



Mobile Communication



Team Alerts / Team Assembly
One-click

IMATIS

At any location - in real time - at any device - and touch-based



Windows



Android
webOS



iPad
Slate



iPhone
Android



IP-Phone

Connectivity, Messaging and Storage Services

Use the Portal to share



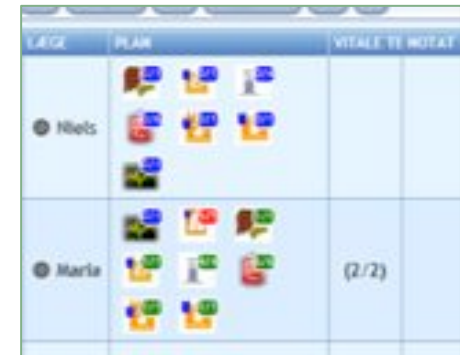
Video: how to
configure the IMATIS
Web Portal, and add
application from the
IMATIS Suite

Integrations



Emergency Modules from Imatis

- Imatis Fundamentum:
 - Web Portal for hosting applications
 - Integration Engine and optional data storage (Laboratory, PACS, ECG, PAS, Health Records, Queue Management, Ambulance)
- Applications:
 - Imatis Visi – Electronic Whiteboard and Triage
 - Imatis Mobilix – phone integration and messaging
 - Activity Monitoring
 - Imatis Porto – Self Check in terminals



Klinisk Overblik - opsummering

Ambulance
selvindtjek

Akutafld

Portør

Operation

Kirurgiskafld

hjem

Nuværende
registrerings
systemer

Instrukser

Journal data

Logistik

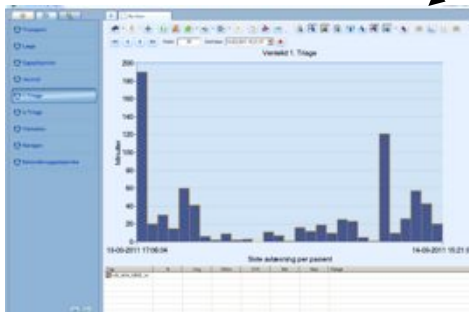
Kommunikasjon

Afdelings overblik

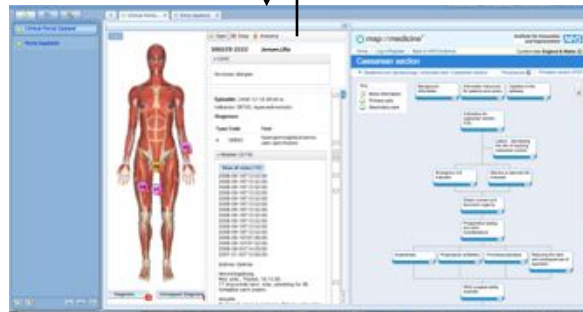


Mobile meldinger til og fra
klinikerer

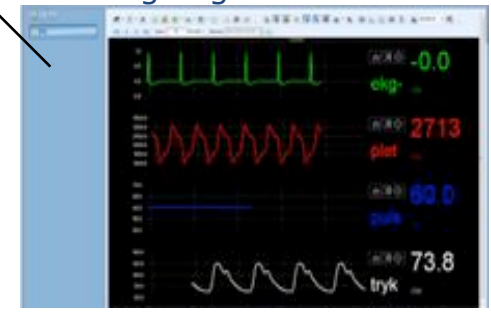
Activity Monitorering



Patient overblik



Overvågning





IMATIS Visi – Electronic Whiteboard:

<http://www.youtube.com/watch?v=KEYB23MJWG0>

Integrated Hospital St. Olav's Hospital:

<http://www.youtube.com/watch?v=6RT5ecsfS5Q>

IMATIS Porta – Self Check in kiosk

http://www.youtube.com/watch?v=Q5d8_vwZqr0

IMATIS Mobile Nurse Call:

http://www.youtube.com/watch?v=ccqW_rMStEI

IMATIS Ludus , bedside patient terminal:

http://www.youtube.com/watch?v=YlnhbMCER_0



Questions



www.imatis.com
sales@imatis.com